





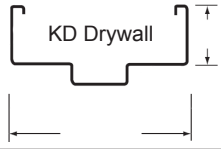
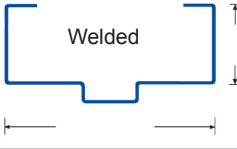
BUILDERS' HARDWARE & SUPPLY COMPANY, INC.

Bellevue | Kennewick | Seattle | Tualatin

Hollow Metal Frame Quotation Request Worksheet

Company: _____
 Contact Name: _____
 Email: _____
 Telephone: _____
 Fax: _____

Please fill out form: as complete as possible to receive the most accurate quote. For multiple openings with different requirements please fill out additional forms for each additional opening. Handing variations do not require additional forms.

Quantity of frames required:				Interior or Exterior (circle choice)
Type of Opening: (Please Circle One Of The Following Options)				
	3 Sided Single Door	3 Sided Pair of Doors	Borrowed Lite	
	Pair or Single with Transom/Sidelites (Please attach a sketch with all dimensions)			
New or Existing Opening (circle choice):	New	Existing (If existing include rough opening dimensions)		
Wall Construction Materials:		Overall Thickness:		
Do you want the frame to (circle choice):	Butt the wall		Wrap the Wall	
Welded or Knock Down Drywall (circle choice)				
Fire Rated?	No	Yes If yes, how many minutes?		
Required Hardware Preps:				
Type of Anchors Required (see attached for options):				
Frame Profile Dimensions:				
Handing (see attached for options):				
Nominal Door Size:				
Standard frame material is 16 gauge cold rolled steel. Please specify if another material is required:				



BUILDERS' HARDWARE & SUPPLY COMPANY, INC.

Bellevue | Kennewick | Seattle | Tualatin

Hollow Metal Door Quotation Request Worksheet

Company: _____
 Contact Name: _____
 Email: _____
 Telephone: _____
 Fax: _____

Please fill out form: as complete as possible to receive the most accurate quote. For multiple openings with different requirements please fill out additional forms for each additional opening. Handing variations do not require additional forms.

1. Quantity of Doors required:			Interior or Exterior (circle choice)
2. Type of Opening: (Please Circle One Of The Following Options)			
	Single Door	Pair of Doors (equal leaves)	Pair of Doors (unequal leaves)
3. Fire Rated?	No	Yes (If yes, how many minutes?)	
4. Door Size(s):			
5. Required Hardware Preps:			
6. Handing (see attached for options):			
7. Core Construction/Series (see attached for options)			
8. Lite Kits or Louvers Required?	No	Yes (If yes, please attach sketch with all dimensions)	
9. Standard door face material is 18 gauge cold rolled steel for interior doors, 18 gauge A60 galvanized for exterior. Please specify if another material/thickness is required:			
10. Builders' standard hollow metal doors use Ceco frame locations for hardware preps. Please specify frame manufacturer if other than Ceco:			
11. Other requirements or notes:			