



BUILDERS' HARDWARE & SUPPLY COMPANY, INC.

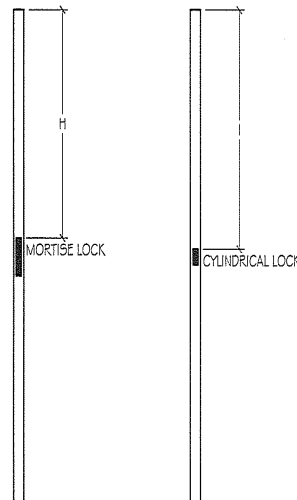
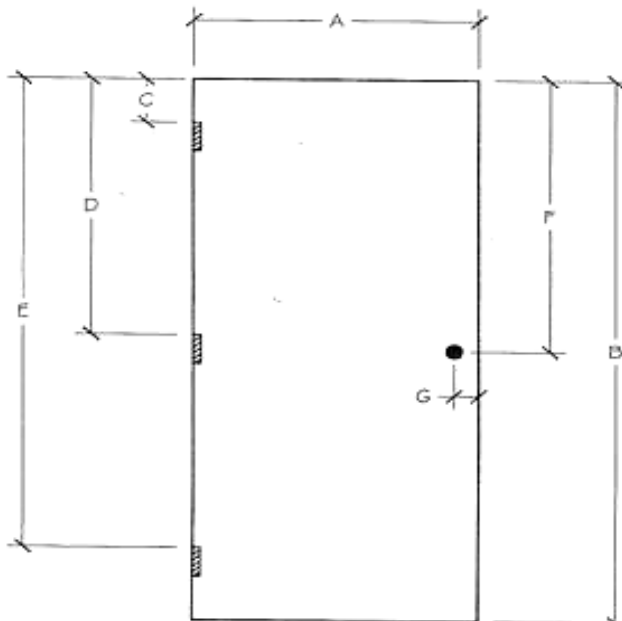
Bellevue | Kennewick | Seattle | Tualatin

Door Quote Request Form (One Sheet Per Opening)

CONTACT NAME: _____
 COMPANY: _____
 EMAIL: _____

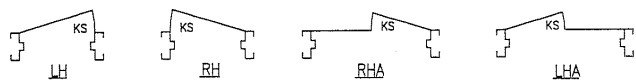
TELEPHONE: _____
 FAX: _____
 MARK NUMBER: _____

- 1 Is the door an interior or exterior? _____
- 2 What is the handing? _____
- 3 What is the fire rating? _____
- 4 Net door width (Dimension A) _____
- 5 Net door height (Dimension B) _____
- 6 Top of 1st hinge (Dimension C) _____
- 7 Top of 2nd hinge (Dimension D) _____
- 8 Top of 3rd hinge (Dimension E) _____
- 9 Top of 4th hinge if applicable _____
- 10 Centerline of lock (Dimension F) _____
- 11 If mortise lock is being used
measure to the top of the mortise
face plate _____
- 12 Backset of lock (Dimension G) _____
- 13 What locking or latching hardware is used _____ (SVR, CVR, 161)
- 14 Any special hardware (Attach Template) _____ (EPT, Conc OH, etc.)
- 15 Gauge of door _____ Ceco standard is 18GA
- 16 Material _____ (CRS, A60, G90)
- 17 Hinge size _____ Ceco standard is 4.5"x .134
- 18 Inactive or active door leaf _____
- 19 Is there a lite cutout (Attach Drawing) _____



20 Signature _____

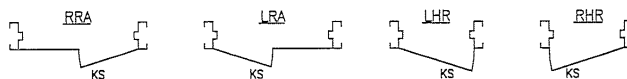
HANDING DIAGRAMS



KS = KEY SIDE

INSIDE

OUTSIDE



SUFFIX "A" = ACTIVE LEAF OF PAIRS



BUILDERS' HARDWARE & SUPPLY COMPANY, INC.

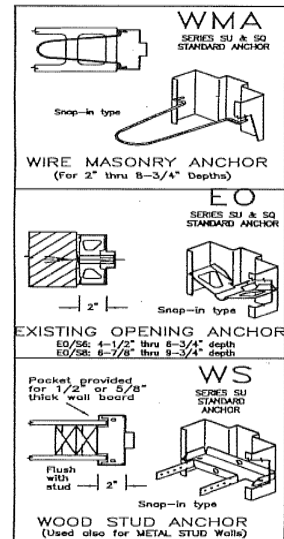
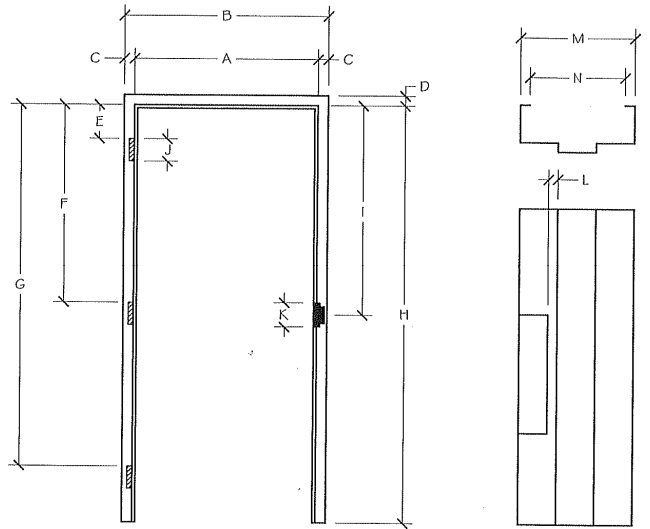
Bellevue | Kennewick | Seattle | Tualatin

Frame Quote Request Form (One Sheet Per Opening)

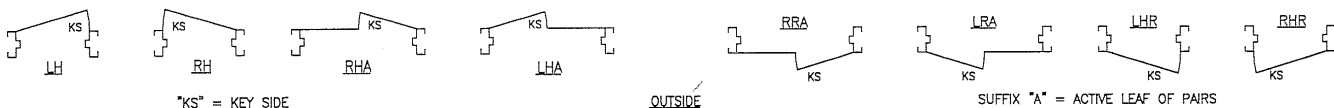
CONTACT NAME: _____
 COMPANY: _____
 EMAIL: _____

TELEPHONE: _____
 FAX: _____
 MARK NUMBER: _____

- 1 Is the frame interior or exterior? _____
- 2 What is the handing? _____
- 3 What is the fire rating? _____
- 4 Nominal door width (Dimension A) _____
- 5 Frame overall width (Dimension B) _____
- 6 Frame leg face width (Dimension C) _____ Ceko std is 2"
- 7 Frame header face width (Dimension D) _____ Ceko std is 2"
- 8 Top of 1st hinge (Dimension E) _____
- 9 Top of 2nd hinge (Dimension F) _____
- 10 Top of 3rd hinge (Dimension G) _____
- 11 Top of 4th hinge if applicable _____
- 12 Nominal door height (Dimension H) _____
- 13 Strike height (Dimension I) _____
- 14 Hinge size (Dimension J) _____ Ceko standard is 4.5"x .134
- 15 Strike Size (Dimension K) _____ Ceko standard is 4-7/8"
- 16 Hinge backset (Dimension L) _____ Ceko standard is 5/16"
- 17 Jamb depth (Dimension M) _____
- 18 Wall thickness (Dimension N) _____
- 19 What anchors will be used _____ (WS, WMA, EO)
- 20 Any special hardware (attach template) _____ (OH stops, EPT, etc.)
- 21 Is the frame welded or 3-piece _____
- 22 Closer reinforce, RA or PA _____
- 23 Gauge of material _____ Ceko standard is 16Ga
- 24 Material _____ (CRS, A60, G90)
- 25 Signature _____



HANDING DIAGRAMS



Seattle: 206-281-3700 Fax 206-283-2439

Kennewick: 509-586-8110 Fax 509-582-6636